

湾区税事知多点

粤港澳大湾区人才税 e 查操作指引

Tax E-Check Guideline For Talent in Guangdong-Hong Kong-Macao Greater Bay Area

粤港澳大湾区个人所得税财政补贴优惠将于 7 月 1 日受理，境外人才如何通过“粤港澳大湾区人才税 e 查”查询个人纳税信息，请看过来！

Applying for Financial Subsidies under Preferential Individual Income Tax (IIT) Policies in Guangdong-Hong Kong-Macao Greater Bay Area will be accepted in July 1st. To figure out how Overseas Talents can search and obtain their IIT tax records through “Tax E-check of Talent in Guangdong-Hong Kong-Macao Greater Bay Area” system, look over here!

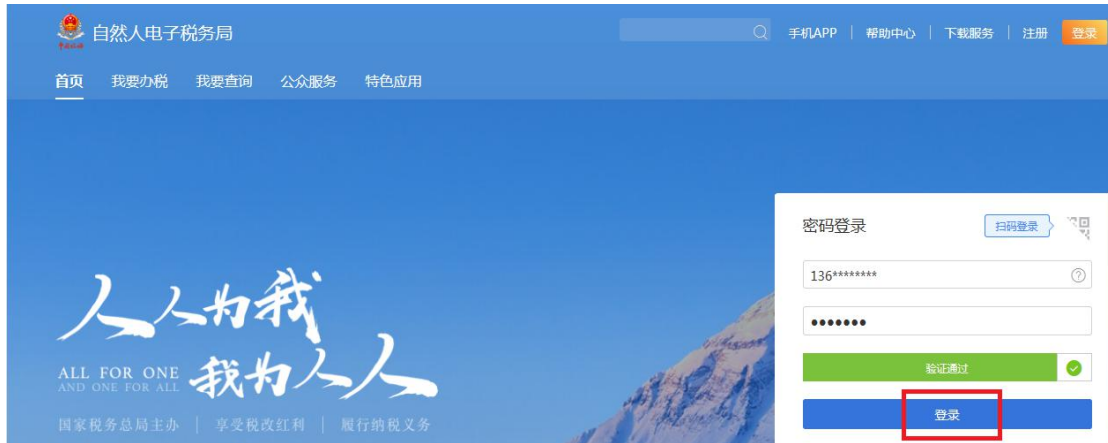
操作步骤

Operating Steps

1. 打开自然人电子税务局：<https://etax.chinatax.gov.cn/>

Log into the Natural Person Electronic Taxation Bureau system by accessing the following official website: <https://etax.chinatax.gov.cn/>

2. 申请人完成注册和实名认证后，点击“密码登录”按钮，输入手机号码/证件号、密码，拖动滑块通过验证后点击“登录”按钮；或使用个人所得税 APP 扫码登录。



After signing up an account and completing identity verification, choose “log in with a password” or “log in with a QR code” .

Log in with a password - Enter your mobile number/ID number and password, drag the slider to complete the verification and click the “Sign in” button.

Log in with a QR code-Open the Individual Income Tax application in the mobile phone and scan the QR code to log in.

3. 登录系统后，点击【特色应用】，选择广东省行政区域，进入【粤港澳大湾区人才税e查】。



Click “Featured Application” button and choose “Guangdong Province” after logging in your account. “Tax E-check of Talent in Guangdong-Hong Kong-Macao Greater Bay Area” could be found on this page. Click this button to access the Tax E-Check system.

4. 在“纳税记录查询”页面，自动带出当前登录人的名称、身份证件类型、

身份证件号码及税款所属年度，点击“查询”按钮，查询个税申报数据。

粤港澳大湾区人才税e查
Tax E-Check of Talent in Guangdong-Hong Kong-Macao Greater Bay Area

纳税记录查询 Search My Tax Records | 已生成数据申报表 Generated Tax Record

查询条件 Filter Your Result

纳税人名称: 陈旭* Taxpayer's Name | 身份证件类型: 居民身份证 Type of Identification Certificate | 身份证件号码: 440*****895 Number of Identification Certificate

税款所属年度: 2019 Tax Year | 查询 Search

温馨提示: 1. 若查询结果与实际数据不符, 请申请人向主管税务机关核实有关情况后再申请查询。2. 若偶然所得属于财政补贴范围, 可自行勾选; 其余五项所得为系统默认勾选, 如有异议, 请联系主管税务机关。
Reminders: 1. If your Tax Record does NOT reflect your actual tax position, please contact your in-charge tax authority. 2. You can select the contingent income you obtained during the tax year if it is included in the scope of the individual income tax rebate policy introduced by the local government. The other five categories of income you obtained during the tax year (including income from salary and wages, provisions of independent personal services, authors' remuneration, royalties and business operations) will be selected by default per the system. If you have any questions regarding the selected item(s) of income, please contact your in-charge tax authority.

序号 No.	入事行政区域 Administrative division for tax revenue	扣缴义务人纳税人识别号/ 被投资单位纳税人识别号 (经营所得) Withholding Agent's Tax Identification No./Investee's Tax Identification No. (Income from Business Operation)	扣缴义务人名称 Withholding Agent's Name	所得项目 Income Item	税款所属期 Period of Tax	应纳税所得额 Taxable Income	已缴税额(即实缴(退) 金额) IIT Paid (ie Actual Paid (Refunded) Amount)	入(退)库日期 Date of Remittance (Return- remittance) to/from State Treasury
-----------	--	---	--	---------------------	------------------------	--------------------------	---	--

注：若偶然所得属于财政补贴范围，可自行勾选。其余五项所得为系统默认勾选，如有异议，请联系主管税务机关。

Go to *Search My Tax Record* and check your basic information (including Taxpayer's Name, Type of Identity Certificate, Number of Identity Certificate and Tax Year). Choose "Tax Year" and click the *Search* button to obtain taxpayer's income and tax record.

Note: You can select the contingent income you obtained during the tax year if it is included in the scope of the individual income tax rebate policy introduced by the local government. The other five categories of income you obtained during the tax year (including income from salary and wages, provisions of independent personal services, authors' remuneration, royalties and business operations) will be selected by default. If you have any questions regarding the selected item(s) of income, please contact your in-charge tax authority.

5. 查询结果出来以后，点击屏幕下方的“生成数据”按钮，系统弹出“请根据本人实际情况核对查询结果”，申请人点击“是，本人已核实无误”按钮，然后在弹出的页面根据实际情况填写申请信息；如果申请人点击“否”按钮，系统返回查询结果页面。

查询条件
Filter Your Result

纳税人名称: 陈旭* Taxpayer's Name
身份证件类型: 居民身份证 Type of Identification Certificate
身份证件号码: 440*****895 Number of Identification Certificate

税款所属年度: 2019 Tax Year

查询-Search

温馨提示: 1、若查询结果与实际数据不符, 请申请人向主管税务机关核实有关情况后再申请查询。2、若偶然所得属于财政补贴范围, 可自行勾选; 其余五项所得为系统默认勾选, 如有异议, 请联系主管税务机关。

Reminders: 1. If your Tax Record does NOT reflect your actual tax position, please contact your in-charge tax authority. 2. You can select the contingent income you obtained during the tax year if it is included in the scope of the individual income tax rebate policy introduced by the local government. The other five categories of income you obtained during the tax year (including income from salary and wages, provisions of independent personal services, authors' remuneration, royalties and business operations) will be selected by default per the system. If you have any questions regarding the selected item(s) of income, please contact your in-charge tax authority.

序号 No.	入库行政区划 Administrative division for tax revenue	扣缴义务人的识别号/ 被投资单位的纳税人识别号 (经营所得) Withholding Agent's Tax Identification No./Investee's Tax Identification No. (Income from Business Operation)	扣缴义务人名称 Withholding Agent's Name	所得项目 Income Item	税款所属期 Period of Tax	应纳税所得额 Taxable Income	已缴税额(即实缴(退) 金额) IIT Paid (ie Actual Paid (Refunded) Amount.)	入(退)库日期 Date of Remittance (Return- remittance) to/from State Treasury
<input checked="" type="checkbox"/>	1	东莞市		正常工资薪金	2019-12-01至2019-12-31			2020-01-14
<input checked="" type="checkbox"/>	2	东莞市		经营所得	2019-11-01至2019-11-30			2019-12-16
<input checked="" type="checkbox"/>	3	东莞市		一般劳务报酬所得	2019-10-01至2019-10-31			2019-11-11
<input type="checkbox"/>	4	东莞市		其他偶然所得	2019-09-01至2019-09-30			2019-10-23
<input checked="" type="checkbox"/>	5	东莞市		特许权使用费所得	2019-07-01至2019-07-31			2019-08-12
<input checked="" type="checkbox"/>	6	东莞市		稿酬所得	2019-06-01至2019-06-30			2019-07-10
<input checked="" type="checkbox"/>	7	东莞市		正常工资薪金	2019-05-01至2019-05-31			2019-06-13
<input type="checkbox"/>	8	东莞市		其他偶然所得	2019-04-01至2019-04-30			2019-05-13
<input checked="" type="checkbox"/>	9	东莞市		正常工资薪金	2019-03-01至2019-03-31			2019-04-11
<input checked="" type="checkbox"/>	10	东莞市		正常工资薪金	2019-02-01至2019-02-28			2019-03-13
<input checked="" type="checkbox"/>	11	东莞市		正常工资薪金	2019-01-01至2019-01-31			2019-02-22
<input checked="" type="checkbox"/>	12	东莞市		综合所得	2019-01-01至2019-01-31			2019-02-22

生成数据-Create My Tax Record

信息-Message ×

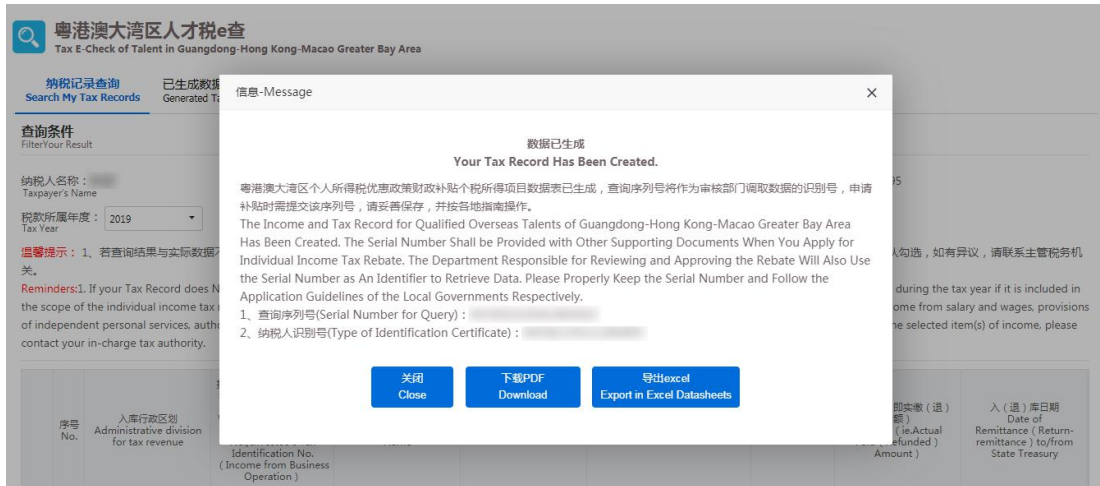
请根据本人实际情况核对查询结果
Please Verify Your Tax Record.

是, 本人已核实无误
Yes, I Have Verified My Tax Record.

否
No.

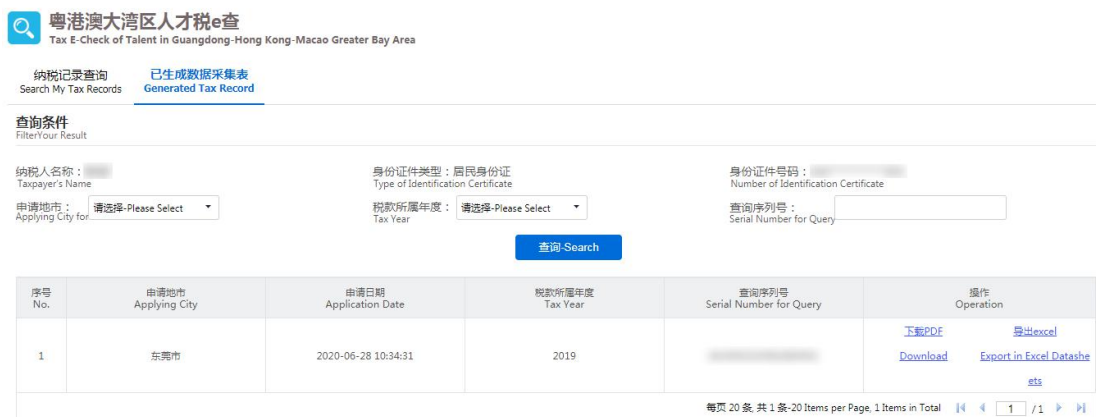
Click the *Create My Tax Record* button at the bottom of the record data. A reminder “Please verify your Tax record.” will pop up. Click “Yes, I have verified my Tax Record.” and then provide the information needed in the application of the tax record. Click “No.” and the system goes back to the page of the record data.

6. 生成数据后，点击“下载 PDF”按钮下载 PDF 文件，点击“导出 excel”导出 excel 文件。如无需下载的，直接点击“关闭”按钮。



After obtaining your Tax record, choose *Download in PDF Format* or *Export in Excel Datasheets*. Click the *Close* button if you don't need to download the record.

7. 已生成的记录可以在【已生成数据采集表】中查询，可点击操作列中的“下载 PDF”按钮下载 PDF 文件，点击“导出 excel”按钮导出 excel 文件。



You can find the generated data in *Generated Tax Record* Module. Click *Download in PDF Format* or *Export in Excel Datasheets* to download your E-Tax record.

国家税务总局广州市税务局
国家税务总局广州市花都区税务局